



SONG BOOK

Kiwigrass Academy 2021

Song Book

Mighty River Domain, Lake Karāpiro,
601 Maungatautari Rd, Waipa

Table of Contents

A Note About the Songs	3
Bluegrass Jamming Basics by Pete Wernick (BGJam.com)	4
All The Good Times Are Past And Gone	8
Angel Band	9
Blue Night	10
Blue Ridge Cabin Home	11
Can't You Hear Me Callin'	12
Cash on the Barrelhead	13
Don't this Road Look Rough and Rocky	14
East Virginia Blues	15
Forty Years of Trouble	16
High On A Mountain	17
I'll Fly Away	18
I'll Go Steppin' Too	19
I'm Gonna Sleep With One Eye Open	20
In the Gravel Yard	21
I Still Miss Someone	22
I've Endured	23
Love Please Come Home	24
Old Home Place	25
Roll On Muddy River	26
Sitting on Top of the World	27
Sunny Side of the Mountain	28
This Heart of Mine	29
White Freightliner Blues	30
You Don't Know My Mind (2021 Camp Song!)	31
Popular Fiddle Tunes to Learn	32

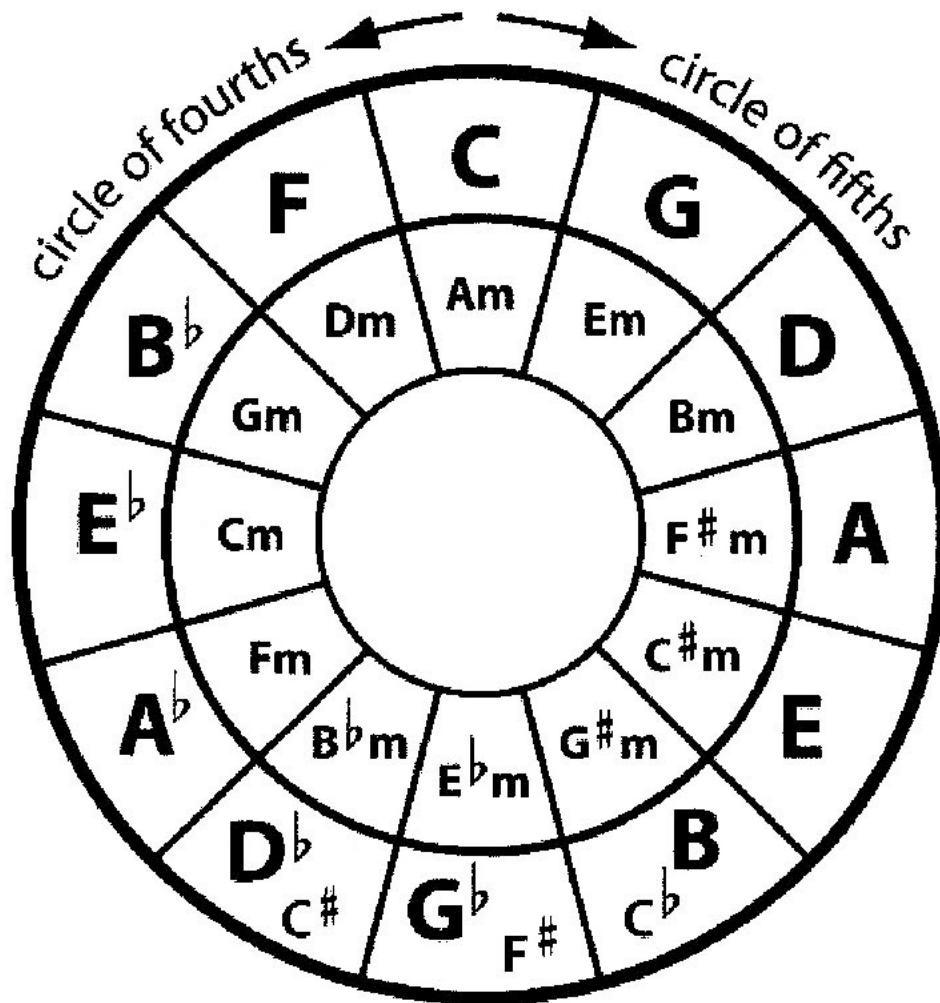
A Note About the Songs

Most songs have a “suggested key,” but they can be played in any key to suit your singer. Most of these songs are made up of three chords, the 1, 4, and 5.

eg: the chords in the key of Gmajor:

1	2	3	4	5	6	7	8
G	A	B	C	D	E	F#	G

Transposing between keys is easy with the help of the “Circle of Fourths”



Starting on the key of the song, the chord clockwise is the 5th and anti-clockwise is the 4th. The interior chord is the minor 6th (relative minor). You may also occasionally see a 2nd or 3rd in there. Familiarity with major and minor keys will help you work these out.

Ex: In the key of B, the 1, 4, and 5 are B, E, and F#, respectively, and the relative minor is G#m.

BLUEGRASS JAMMING BASICS

By Pete Wernick

THREE "MUSTS":

DO THESE AND YOU'RE JAMMING!

1. **Be in tune.**
Before starting and whenever in doubt, use an electronic tuner.
2. **Be on the right chord.**
 - A. Learn the chord changes as quickly as possible.
 - B. As necessary, watch the left hand of someone (usually a guitarist) who knows the chords.
3. **Stay with the beat.** Don't rush, drag, or lose your place in the song.

Please copy and share!

More free jamming info at

BGJAM.COM

IT HELPS IF YOU:

Don't read chords from a page, watch the guitar, listen and learn.

1. Recognize common guitar chords by sight even if you don't play guitar.
2. Help with the singing. Know the verses to songs (or bring lyrics) and the chords in a good singing key.
3. Suggest songs easy enough for everyone to follow.
Be aware of common denominator of ability when picking keys and tempos.
4. Know the basics of key transposing, such as when capos are used. Know the chord number system (1, 4, 5, etc.)
5. Help others be on the right chord, tuning, etc.
6. Watch your volume.
 - A. Allow featured singer/soloist to be easily heard. If you can't hear him/her, get quieter.
 - B. When it's your turn, make sure you're heard.
 - C. Be aware that your instrument (banjos especially) may not seem as loud to you as to someone who's in front of it.
7. Know the traditional unspoken ground rules (see below).
8. Give everyone a chance to shine. Be encouraging. Suggest songs that feature others.

TRADITIONAL UNSPOKEN GROUND RULES:

THESE RULES ARE USED WORLDWIDE!

1. Whoever is singing lead or kicks off an instrumental usually leads the group through the song, signaling who takes instrumental solos ("breaks") and when to end.
2. Typical arrangement formats:
 - A. When there are few or no instrumental soloists, a singer can start by playing simple rhythm on the root chord ("Mac Wiseman Beginning"), let others come in, then sing until verses run out. Or the singer can give a solo to anyone willing, following format:
 - B. On a song when some instruments can solo:
Break ("kickoff"), verse, chorus,
Break, verse, chorus,
Break, verse, chorus — [optional: add solo(s) and final chorus]
 - C. On instrumentals, the same person usually starts and ends, with solos going around in a circle to those willing. Most common end: double "shave and a haircut" lick.

 **contd.**



THE DVD to start with, for ALL bluegrass instruments!

BLUEGRASS SLOW JAM for the Total Beginner

Play along with an all-star band on 17 easy standards at slowest possible speeds. Only four chords used, and shown on all six instruments. Includes chord and lyric book.



BLUEGRASS JAMMING

17 more standards, slow/medium speeds, a soloing opportunity in each song!

INTERMEDIATE JAMMING

22 songs, moderate speeds, 2 soloing chances each song.

DVDs available at BGjam.com



Bluegrass Jam Classes

Learn real bluegrass... in your area — with people like you!

- Hands-on learning in large/small groups
- Only four chords needed, G, C, D, and A
- Ear skills taught and emphasized, as in real bluegrass
- Understanding, low-pressure, Wernick-certified teachers
- How to follow new songs, fake solos, lead songs, find melodies, carry a tune, sing harmony. Gentle tempos!

FIND MORE INFO AT BGjam.com

BLUEGRASS JAMMING BASICS (CONTINUED)

TRADITIONAL UNSPOKEN GROUND RULES:

3. Regarding solos ("breaks"):
 - A. Breaks for songs generally follow the melody and chords of a verse.
 - B. At the beginning of a song, the song leader asks if someone can play a kickoff break. Near end of each chorus, the song leader offers breaks: Head and body language (nodding) are used to offer, accept/decline.
 - C. If no one can solo, the singer just keeps singing verses and choruses to the end.
 - D. If there are more soloists than there are verses of the song, some solos can be grouped together to give everyone a turn. Or the singer can repeat verses to lengthen the song.
 - E. If there are more than enough spots for breaks, some soloists can take an extra turn.
4. If an instrumental soloist starts late, listen for whether the break is starting from the top or from a later point in the song. If different players realize they seem to be at different points in the song, try to resolve it quickly, usually by falling in with the soloist, even if he/she is mistaken.
5. When the lead singer doesn't start a verse on time, keep playing the root chord and wait until the singer starts before going to the chord changes.
6. Sing harmonies on choruses only normally. Verses are sung solo. But in less advanced jams, people may often sing along on the verses too, even if not singing a harmony.
7. Use signals to help everyone end together: Foot out, hold up instrument, end after "one last chorus" or repeat of last line. Listen for instrumental licks that signal ending.

Please copy and share!

More free jamming info at


BGJAM.COM

BLUEGRASS SONGBOOK

by Pete Wernick

140 CLASSIC SONGS!
Melodies in easy guitar/
banjo tablature

The only book that teaches bluegrass singing, including bluegrass harmony, and many tips from the all-time greats: Monroe, Stanley, Martin, etc.



Info: Visit BGjam.com,
CLICK STORE

Help Bluegrass!

Join **IBMA** at IBMA.org

— Tell 'em Pete sent you.

ETIQUETTE STUFF:

1. Some key participants may have main influence over the choice of songs and who gets to do what. Be respectful of the situation. Fit in as invited. Don't be a "jambuster".
2. Instrumentalists, be mindful of when others want to solo or do featured backup. Give them space and take turns being featured. Don't compete!
3. If someone is tuning by ear: First, offer your tuner. If no luck there, wait to tune and avoid any playing unless, if welcomed (and you're sure of your tuning), offer notes matching open strings of his/her instrument.
4. In more advanced jams, often the "classic" arrangement of a particular number is followed, including choice of key, which instrument solos when, harmony parts, etc. However, if the classic version is in a key that doesn't work well for the lead singer, the singer calls the key and the others adapt.
5. If you don't fit into one jam, look for another or start another, or just stay and listen. (Note if there are already enough of your instrument in the group, or if the speed or difficulty of the material is out of your league.) In some situations it's OK to play quietly in an "outer circle".
6. Pay attention and learn from experience.

Carry extra
tuner batteries
to share!

Happy jamming!

Pete



**Wernick Method
Jam Classes**

NATIONWIDE • EUROPE • AUSTRALIA

Visit www.BGjam.com





JAM SKILLS CHECKLIST ✓

for bluegrass, folk and country jamming
Note which skills you have and which you need!

Please copy & share!
Lots more free instruction
from Pete Wernick at ...

BGjam.com

✓ Essentials

Learn these and you're ready to jam

Wernick Method Classes
(see below)

require the skills in this
"Essentials" section and
teach the others!

- ___ Tune your instrument (using a tuner), quicker the better. Check tuning often!
- ___ Learn G, C, D, and A chords, fingering each string accurately, for clear sound (check by sounding each string individually, making sure it's clear and not muted)
Bass and fiddle players don't make chords, but need to know which notes go with which chord.
- ___ Switch quickly between chords, with accurate fingering (with each switch, sound any problem string individually, making sure it's clear, not muted)
Practice these sequences:
___ G-D-G (most common)
___ G-C-G ___ D-A-D ___ C-D-C ___ G-A-G
- ___ Change chords *without looking*, cleanly and quickly
- ___ Maintain a rhythm pattern while changing chords accurately
- ___ Follow chord changes watching a guitar player (see other side)
- ___ Find a slow jam that uses only G, C, D, and A, or play along with a slow jam recording*


✓ Jamming is easier and better when you can...

- ___ Remember chord changes of a new song – which chords happen and when
- ___ Anticipate chord changes, to make them at exactly the right time
- ___ Sing a song while playing, with accurate chording and a consistent rhythm pattern
- ___ Play and sing a song straight through with no pauses or hesitations
- ___ Play and sing a song fluently from memory, not using a written version



✓ You can add a lot to a jam if you can...

- ___ Lead a song. Skills include knowing how to intro a song before playing (give key and chord changes to watch for), designate solos, ending, etc.
- ___ Fake an instrumental solo on the fly, following the chord changes, melody optional
- ___ Sing harmony
- ___ Know how to find jams and/or how to start one



* Bluegrass Slow Jam DVD for the Total Beginner

17 standard songs, with just 4 chords: **G C D A** shown on each instrument. Slow speeds! Chords and lyrics included.

39 more songs on 2 more DVDs, chances to solo on every song. Gentle tempos.

At the **STORE** at **BGjam.com**

The **PERFECT** Starter DVD for any instrument!

Wernick Method Jam Classes

... teach bluegrass jam skills to novice and experienced players alike, including ear skills, small group jamming and all the ground rules and protocols taught. See **BGjam.com**

Wernick Method


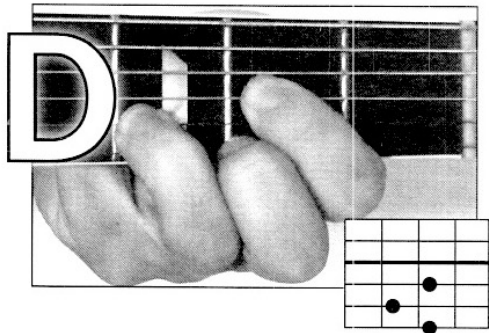

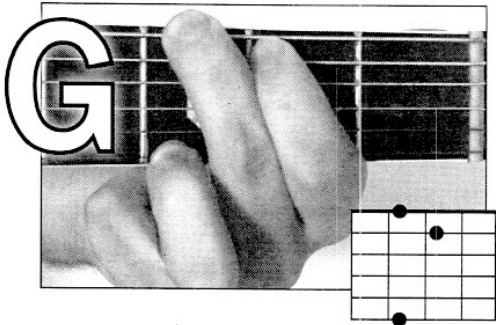


BLUEGRASS JAMMING GUITAR CHORDS

Wernick
Method

Main Chords for G (or D)

Heavy line shows bass string with root note. Bluegrass rhythm alternates bass note ("boom") with strum ("chick").



The main chords for G are:
The main chords for D:

1 chord	4 chord	5 chord
G	C	D
D	G	A

For photos of more chords, including variants of G, C, F, see Chord Photos at BGjam.com

VISIT **BGJAM.COM**



BLUEGRASS SONGBOOK

by Pete Wernick

140 classic songs!
Words, chords,
melodies in guitar/
banjo tablature

The only book that teaches bluegrass singing! Sections on bluegrass harmony, transposing, songwriting, etc., tips from all-time greats: Monroe, Stanley, Martin, Flatt, Rowan, etc.

On sale in **STORE** at **BGjam.com**

Practice reading/following chords in real time!




G, C, D, and A are all you need to play along with 17 standards on the **Bluegrass Slow Jam** DVD.

More info on **BGjam.com**

• Lots of free jamming info

- Complete list of upcoming Wernick Method classes
- Bluegrass Jamming Basics – the ground rules
- List of 2-Chord Songs
- List of Bluegrass Jam Favorites
- Jam Skills Checklist
- Ask Dr. Banjo about Jamming
- How to Find Jams
- What is the Wernick Method?
- Photos of common guitar chords



Angel Band

Haskell & Bradbury, Source: Stanley Brothers
Key of C / $\frac{3}{4}$ time

VERSE 1

1 4 1
My latest sun is sinking fast

1 5 1
My race is nearly run

1 4 1
My strongest trials now are past

1 5 1
My triumph has begun

CHORUS

5 1
Oh come, angel band

5 1
Come and around me stand

4 1
Bear me away on your snow white wings

1 5 1
To my immortal home

4 1
Oh, Bear me away on your snow white wings

1 5 1
To my immortal home

VERSE 2

Oh, bear my longing heart to Him
Who bled and died for me
Whose blood now cleanses from all sin
And gives me victory

CHORUS

Blue Night

Kirk McGee, Source: Hot Rize

Key: A

VERSE 1

1
Blue night, got you on my mind

4
Blue night can't keep from crying

1 4
You met someone that was new

1 4
you quit someone that you knew was true

5 1
Blue night, got you on my mind

VERSE 2

Blue night blue as I can be
I don't know what's become of me
Where we used to walk I walk alone
With an aching heart because my love is gone
Blue night, blue as I can be

VERSE 3

Blue night 'cause I'm all alone
I used to call you on the telephone
I used to call and it made you glad
Now I call and it makes you mad
Blue night 'cause I'm all alone

VERSE 4

Blue night all by myself
Since you put me on that shelf
There's just one thing that you must know
You're gonna reap just what you sow
Blue night all by myself

Blue Ridge Cabin Home

Louise Certain/Gladys Stacey
Key (A)

VERSE 1

1 4
There's a well beaten path on this old mountain side
5 1
Where I wandered when I was a lad
1 4
There I wandered alone to the place I call home
5 1
In those Blue Ridge Hills far away

CHORUS

1 4
Oh I love those hills of old Virginia
5 1
From those Blue Ridge hills I did roam
1 4
When I die won't you bury me in the mountain
5 1
Far away near my Blue Ridge mountain home

VERSE 2

Now my thoughts wander back to the ramshackle shack
In those Blue Ridge hills far away
My mother and dad were laid there to rest
They are sleeping in peace together there

CHORUS

VERSE 3

I return to that old cabin home with a sigh
I've been longing for days gone by
When I die won't you bury me on that old mountainside
Make my resting place up on the hill so high

CHORUS

Can't You Hear Me Callin'

Bill Monroe

Key: E

VERSE

1
The days are long the nights are lonely
1 4 1
Since you've left me all alone
4 1
I loved you so my little darling
4 5 1
I've worried so-oh, since you've been gone

CHORUS

1
Sweetheart of mine can't you hear me calling
4 1
A million times, I love you Bess
4 1
Mistreated you, lord and I'm sorry
4 5 1
Come back to me-e is my request

VERSE 2

I remember now the night we parted
A big mistake had caused it all
If you return sunshine will follow
To stay away would mean my fall

CHORUS

VERSE 3

The days are dark my little darlin'
Oh how I need your sweet embrace
When I awoke the sun was shining
When I looked up I saw your face

CHORUS

Cash on the Barrelhead

The Louvin Brothers

Key: G

Verse 1

1

Got in a little trouble at the county seat

5

1

Lawd, they put me in the jail house for loafing on the street

When the judge heard the verdict I was a guilty man

5

1

He said forty-five dollars or thirty days in the can

Chorus 1

4

1

Said, that'll be cash on the barrelhead, son

5

1

You can take your choice you're twenty-one

4

1

No money down, no credit plan

V

I

No time to chase you cause I'm a busy man

Instr over CHORUS

Verse 2

Found a telephone number on a laundry slip

I had a good hearted jailer with a six gun hip

He let me call long distance, she said number please

And no sooner than I told her, she shouted out at me

Chorus 2

That'll be cash on the barrelhead son

Not part not half but the entire sum

No money down, no credit plan

Cause a little bird told me, you're a travellin' man

Verse 3

Thirty days in the jailhouse, four days on the road

I was feeling mighty hungry my feet a heavy load

Saw a greyhound coming stuck up my thumb

Just as I was being seated, the driving caught my arm

Chorus 3

Said that'll be cash on the barrelhead son

This old gray dog gets paid to run

When the engine starts, lawd, the wheels won't roll

Give me cash on the barrelhead I'll take you down the road

Don't this Road Look Rough and Rocky

source: Flatt & Scruggs

Key: G

VERSE 1

1 4
Darling I have come to tell you
 5
Though it almost breaks my heart
1
But before the morning, darling
5 1
We'll be many miles apart

CHORUS

4 1
Don't this road look rough and rocky?
1 5
Don't that sea look wide and deep?
1
Don't my baby look the sweetest
5 1
when she's in my arms asleep?

VERSE 3

Don't you hear the night birds crying
Far across the deep blue sea?
While of others you are thinking,
Won't you sometimes think of me?

CHORUS

VERSE 3

One more kiss before I leave you
One more kiss before we part
You have caused me lots of trouble
Darling, you have broke my heart

CHORUS

East Virginia Blues

*A. P. Carter. Source - New Grass Revival
Key B*

VERSE 1

1
I was born in East Virginia
4 1
North Carolina I did go
4 1
There I met a fair young maiden
5 1
But her name I did not know

VERSE 2

Oh her hair was dark and curly
And her cheeks were rosy red
On her breast she wore a lily
Where I longed to lay my head

VERSE 3

I don't want your green back dollar
I don't want your watch and chain
All I want is your love, darling
Say you'll take me back again

VERSE 4

The ocean's deep, I cannot wade it
And I have no wings to fly
I'll just get me a blue eyed boatman
Oh to row me o'er tide

VERSE 5

I'll go back to East Virginia
North Carolina ain't my home
I'll go back to East Virginia
Leave them North Carolinians alone

High On A Mountain

Ola Belle Reed & Alex Campbell. Source: Hot Rize

Key: G (Hint, in G the flat 7 is an F)

CHORUS

1 b7 1 4
High on a mountaintop, wind blowing free
1 5 1
Thinking about the days that used to be
1 b7 1 4
High on a mountaintop, standing all alone
1 5 1
Wondering where the years of my life have gone

VERSE 1

1 b7 1
As I looked in the valley down below
1 b7 1
It was green just as far as I could see
1 b7 1 4
As my memory returned, oh how my heart did yearn
1 5 1
For you and the days that used to be

CHORUS

VERSE 2

1 b7 1
Well I wonder if you ever think of me
1 b7 1
Or has time blotted out your memory
1 b7 1 4
As I listen to the breeze blow gently through the trees
1 5 1
I will always cherish what you meant to me

CHORUS

I'll Fly Away

Traditional. Source: O Brother, Where Art Thou?

Key: C

VERSE 1

1

Some glad morning when this life is over

4 1

I'll fly away

1

To that home on God's celestial shore

5 1

I'll fly away

CHORUS

1

I'll fly away oh glory

4 1

I'll fly away in the morning

1

When I die hallelujah by and by

1 5 1

I'll fly away

VERSE 2

When the shadows of this life have gone

I'll fly away

Like a bird from these prison walls I'll fly

I'll fly away

CHORUS

VERSE 3

Oh how glad and happy when we meet

I'll fly away

No more cold iron shackles on my feet

I'll fly away

CHORUS

VERSE 4

Just a few more weary days and then

I'll fly away

To a land where joys shall never end

I'll fly away

CHORUS

I'll Go Steppin' Too

J. Organ, T. James, source: Flatt & Scruggs

Key: B

1

Don't think that I'll be hangin' 'round

5

While you're out havin' fun

1

I won't sit there cryin' over you

1

Well from now on when you step out

5

I'll tell you what I'll do

5

I'll lock the door, put out the cat

1

And I'll go steppin' too

CHORUS

1

Yes I'll go steppin' too, my honey, I'll go steppin' too

5

5

I'll lock the door, put out the cat

1

And I'll go steppin' too

VERSE 2

Now every time you come in late and we begin to fight

You tell me there are more fish in the sea

But the bait ain't what it used to be and I got news for you

Now after this when you go out, I'll go steppin' too

CHORUS

VERSE 3

From now on when you come home and won't tell where you been

With your hair messed up and your clothes don't fit you right

Well don't be mad if you find lipstick on me too

You will know that I have been steppin' just like you

CHORUS

I'm Gonna Sleep With One Eye Open

Source: Flatt & Scruggs

Key: A

VERSE

1

I just found out today the little game you play

5

While I've been sleeping all my life away

1

You've been stepping so they say between midnight and day

5

1

So I'm gonna sleep with one eye open from now on

CHORUS

4

1

From now on (from now on) all night long (all night long)

5

You won't have a chance to treat your daddy wrong

1

You've been stepping so they say between midnight and day

5

1

So I'm gonna sleep with one eye open from now on

VERSE

There's honky tonk down the road just a mile or so

I understand that's where you spend your time

Baby I got news for you your little game is through

From now on baby you're gonna toe the line

CHORUS

VERSE

You thought you were being smart breakin' my little heart

And leaving me to spend my time alone

But you'll find out today it don't work out that way

You started a little game that two can play

CHORUS

I Still Miss Someone

Johnny Cash, Roy Cash Jr.

Key: A

Verse 1

1 4 5
At my door the leaves are falling
4 5 1
The cold wild wind will come
 4 5
Sweethearts walk by together
4 5 1
And I Still Miss Someone

Chorus

4 5 1
No I never got over those blue eyes
4 5 1
I see them everywhere
4 5 1
I miss those arms that held me
4 5 1
When all the love was there

Verse 2

I go out to a party
And look for a little fun
But I find the darkened corner
For I still miss someone

Chorus

Verse 3

I wonder if he's sorry for
For leaving what we begun
There's someone for me somewhere
And I still miss someone
Yes I still miss someone

Chorus

Old Home Place

Dean Webb & Mitch Jayne. Source: The Dillards

Key: A. Hint: the 2 and 3 in the key of A are B and C#, respectively, played here as B⁷ and C#⁷.

If you're capo'd at 2, you'll play a B⁷ shape for the 3⁷ chord, and an A⁷ shape for the 2⁷ chord

VERSE 1

1 3⁷ 4 1
It's been ten long years since I left my home

5
In the hollow where I was born

1 3⁷ 4 1
Where the cool fall nights made the wood smoke rise

5 1
And the fox hunter blew his horn

VERSE 2

1 3⁷ 4 1
I fell in love with a girl in the town

5
I thought that she would be true

1 3⁷ 4 1
I went away to Charlottesville

5 1
And worked in a sawmill crew

CHORUS

5 1
What have they done with the old home place?

2⁷ 5
Why did they tear it down?

1 3⁷ 4 1
And why did I leave the plow in the fields

5 1
And look for a job in the town?

VERSE 3

The girl ran off with somebody else
The tariffs they took all my pay
And here I stand where the old home stood
Before they took it away.

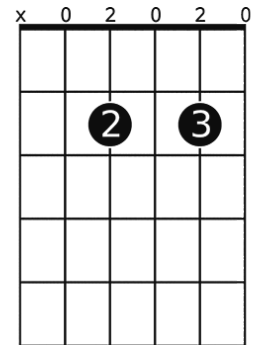
VERSE 4

Now the geese fly south and the wind grows cold
As I stand here and hang my head
I've lost my love, I've lost my home
And now I wish that I was dead.

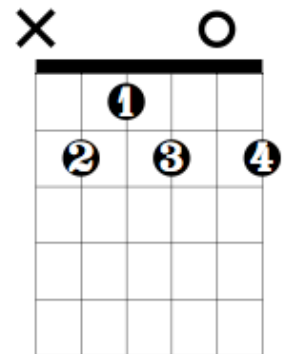
CHORUS

Guitar chord shapes

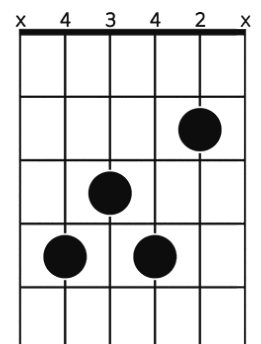
A7 Shape



B7 shape



C#7 shape



Roll On Muddy River

Betty Sue Perry

Key: C

Chorus

1 5⁷
Roll muddy river roll on muddy river roll on
1 5⁷
I've got a notion you'll go to the ocean alone
4
Cause I've got a baby in Tennessee
1
Who's long been a-waiting for a-little old me
5⁷ 4 1
So roll muddy river roll on muddy river roll on

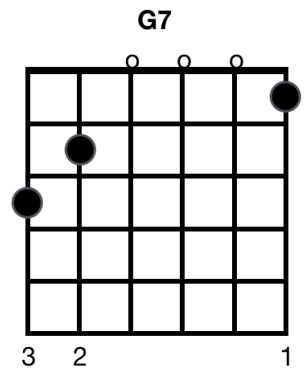
4
New Orleans on to old Saint Lou
5⁷
Stopped in Memphis Minneapolis too
4 1
Back in Nashville I'll be through
4 1
So roll muddy river roll on

Chorus

4
I love you but just call it fate
5⁷
You and I are gonna separate
4 1
You'll be here but she won't wait
4 1
So roll muddy river roll on

Chorus

5⁷ 4 1
Roll muddy river roll on muddy river roll on



lessonsthatrock.com

Sitting on Top of the World

Walter Jacobs, Lonnie Carter. Source: Doc Watson

KEY: G

VERSE 1

1
It was in the spring one sunny day
4 1
My good gal left me, Lord she went away

CHORUS

1 6m
But now she's gone and I don't worry
1 5 1
Lord, I'm sitting on top of the world

VERSE 2

She called me up from ol' El Paso
Said come back daddy, I need you so

CHORUS

VERSE 3

Ashes to ashes, dust to dust
Show me a woman a man can trust

CHORUS

VERSE 4

Mississippi River is deep and wide
The woman I'm lovin' is on the other side

CHORUS

VERSE 5

You don't like my peaches, don't shake my tree
Stay out of my orchard, let my peaches be

CHORUS

VERSE 6

Don't come tome a runnin, holdin' out your hand
I'll get me a woman, like you got your man

CHORUS

Sunny Side of the Mountain

Source: Acoustic All Stars

Key: G

1 4
Now don't forget me little darling while I'm growing old and gray
5 1
Just a little thought before I'm going far away
1 4
I'll be waiting on the hillside where the wild red roses grow
5 1
On the sunny side of the mountain where the rippling waters flow

1 4
Don't forget about the days we courted many years ago
5 1
Don't forget about the promises you gave me and so
1 4
It's been so long, dear, since I've seen you but your love still lingers on
5 1
Don't forget me little darling though our love affair seems gone

1 4
Please tell me darling, in your letters do you ever think of me
5 1
I wonder, little darling, wonder where you can be
1 4
I'll be waiting on the hillside for the day that you will call
5 1
On the sunny side of the mountain where the rippling waters fall

This Heart of Mine

Steven F. Brines, Jim Smoak

Key of A. Hint: the 2m and 6m in the key of A are Bm and F#m, respectively.

VERSE 1

1
This heart of mine is made of silver

2m 4 1
This heart of mine is made of gold

2m 4 1
It will shine like a candle

6m 5 1
When your world is dark and cold

6m 5 1
When your world is dark and cold

VERSE 2

This heart of mine is made of timber
This heart of mine is made of stone
Like a bridge across the mountain
When you're walkin' all alone
When you're walkin' all alone

VERSE 3

This heart of mine is made of iron
This heart of mine is made of steel
It won't turn towards another
When the wind is on the hill
When the wind is on the hill

VERSE 4

This heart of mine is made of silver
This heart of mine is made of gold
It will shine like a candle
When your world is dark and cold
When your world is dark and cold

White Freightliner Blues

Townes van Zandt. Source: New Grass Revival

Key: G

VERSE 1

4 1
I'm goin' out on the highway listen to them big trucks whine
4 1
I'm goin out on the highway listen to them big trucks whine
5 4 1
White freightliner, won't you steal away my mind

VERSE 2

4 1
New Mexico is all right, the people there they treat you kind
4 1
New Mexico is all right, the people there they treat you kind
5 4 1
White freighliner, won't you steal away my mind

VERSE 3

4 1
It's bad news from Houston half my friends are dying
4 1
It's bad news from Houston half my friends are dying
5 4 1
White freightliner, won't you steal away my mind

VERSE 4

4 1
Lordy Lord, I'm gonna ramble till I get back to where I came
4 1
Lordy Lord, I'm gonna ramble till I get back to where I came
5 4 1
White freightliner, won't you steal away my brain

VERSE 5

4 1
I'm goin' out on the highway listen to them big trucks whine
4 1
I'm goin out on the highway listen to them big trucks whine
5 4 1
White freightliner, won't you steal away my mind

You Don't Know My Mind

Jimmy Martin

Key: B

(2021 Camp Song!)

1

Honey you don't know my mind

4

I'm lonesome all the time

5

1

Born to lose, a drifter that's me

You can travel for so long

4

then a Rambler's heart goes wrong

5

1

Baby you don't know my mind today

Heard the music of a rail

Slept in every old dirty jail

And life's too short for you to worry me

When I find I can't win I'll be checking out again

Baby you don't know my mind today

I've been a hobo and a tramp

My soul has done been stamped

Lord things I know I learned the hard hard way

I ain't here to judge or plea but to give my poor heart ease

Baby you don't know my mind today

Honey you don't know my mind

I'm lonesome all the time

Born to lose, a drifter that's me

You say I'm sweet and kind

I can love you a thousand times

Baby you don't know my mind today

Popular Fiddle Tunes to Learn

- Squirrel Hunters
- Cherokee Shuffle
- Big Sciota
- Clinch Mountain Backstep
- Red Haired Boy
- Gold Rush
- Big Mon
- Old Dangerfield
- Cukoo's Nest
- Glory at the Meeting House
- New Camptown Races
- Jerusalem Ridge
- St. Annes Reel
- Faded Love
- Turkey in the Straw
- Lonesome Moonlight Waltz
- Salt Spring
- Salt Creek
- Red Prairie Dawn
- Billy in the Lowground
- Beaumont Rag
- Minor Swing
- Devils Dream
- Blue Violet Waltz